

PleatJet™ Dust Collector Application Guide

Pulse-cleaned Cartridge Filters


SLY INC
TECHNOLOGY FOR A
CLEAN ENVIRONMENT

PleatJet™

Cartridge Filter

Dust Collectors

- Does changing filters take too long?**
 Sly PleatJet dust collectors let you change a row of cartridges in less than 5 minutes...*without tools...without entering the collector.*
- Want to insure maximum cartridge life to reduce the number of filter changes?**
 All Sly PleatJet collectors feature a standard *built-in classifier* to reduce dust loading by separation of large particles.
- Not enough head room to fit a collector into your application?**
 Sly PleatJet collectors don't need much headroom because maintenance is performed from the *side.*
- Can't wait for a custom solution?**
 Because Sly does its own manufacturing, we can deliver a custom system engineered to meet your demanding process, and deliver it *on time.*



You get this...	...Because we do this!
<ul style="list-style-type: none"> • Quick, low cost installation 	<ul style="list-style-type: none"> √ Factory installed: timer, conduit & solenoids (pre-wired) √ Factory applied: primer inside & out, finish enamel out
<ul style="list-style-type: none"> • Longer cartridge life 	<ul style="list-style-type: none"> √ Downflow design with built-in classifier separates heavy dust particles, reducing dust loading
<ul style="list-style-type: none"> • Optimum cleaning 	<ul style="list-style-type: none"> √ Cellular construction allows automatic on-line pulse cleaning without dust re-entrainment
<ul style="list-style-type: none"> • Easy maintenance 	<ul style="list-style-type: none"> √ Tool-less cartridge changes √ Change a row of cartridges in less than 5 minutes from outside the collector
<ul style="list-style-type: none"> • Long term reliability 	<ul style="list-style-type: none"> √ 14 gauge metal case, heavy channel frame and structured support

PleatJet Collector

Specifications

Timer:

- Solid state, multi-pulse, adjustable, standard
- "Clean on demand," optional
- PLC controller, optional

Timer & solenoid enclosure:

- NEMA 4, standard (mounted and wired)
- NEMA 7/9, optional
- Heated, optional

Differential pressure gauge:

- Magnehelic, range 0-15" WG, standard
- Other ranges/types, optional

Pressure switch, photohelic:

- For "On-demand" cleaning, optional

Cleaning air:

- Compressed air header, interconnecting piping, solenoids and valves factory-installed, standard

Materials:

Housing:

- 14 gauge carbon steel, standard
- Stainless steel, optional
- Special alloy, optional

Hopper:

- 12 gauge carbon steel, standard
- 60° pyramidal slope, standard
- Manual slide gate valve, standard
- Trough hopper, optional
- Special hoppers, optional

Construction:

- Weather-proof modular housing, standard
- Explosion relief doors/panels, optional
- High temperature construction, optional
- Factory insulation, optional

Surface protection:

- Primer in and out, finish enamel out, standard
- Special paint and coatings, optional
- Galvanized, optional

Operating pressure:

- ± 20" WG, standard
- High pressure, optional

Cartridges:

- Cellulose, standard
- Felted, optional
- Spun-bonded, optional
- Other application-specific media, optional
- Grounded, optional

Air stream connections:

Inlet:

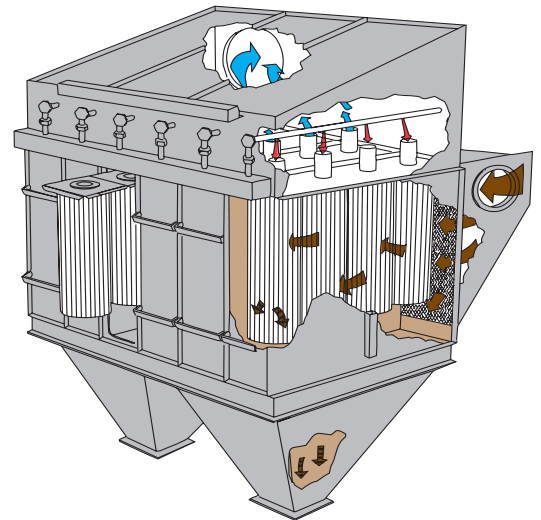
- Flanged, located on either end of baffled classifier, standard
- Custom configuration, optional

Outlet:

- Bolted exhaust cover, standard
- Custom configuration, optional

Access:

- Gasketed, quick-release housing access, standard
- Hopper doors, optional



Supports:

- Structural steel legs, optional
- Access platform, optional
- Ladder, optional

Accessories:

- Control panel
- Exhaust fan
- Rotary valve
- Screw conveyor
- Drum filling attachment
- Fire protection
- Other



PleatJet Cartridge Collector

Specifications

Model No.	Number of Cart.	Media Sq. Ft. (Cellulose)*	Number of Hoppers	Inside Length "A"	Inside Width "B"	Hopper Depth "C"	Support Height "D"	BK/BK Legs "E"	Clearance Under Hopper "F"
CF-2-2	4	600	1	2'- 2 1/4"	4'- 1"	18"	60"	22 1/2"	42"
CF-2-3	6	900	1	2'- 2 1/4"	5'- 0 1/2"	24"	66"	33 3/4"	42"
CF-2-4	8	1200	1	2'- 2 1/4"	5'- 11 1/2"	32"	74"	45"	42"
CF-3-3	9	1350	1	3'- 3 3/8"	5'- 0 1/2"	24"	66"	33 3/4"	42"
CF-3-4	12	1800	1	3'- 3 3/8"	5'- 11 1/2"	32"	74"	45"	42"
CF-4-4	16	2400	1	4'- 4 1/2"	5'- 11 1/2"	32"	74"	45"	42"
CF-4-5	20	3000	1	4'- 4 1/2"	7'- 6 1/2"	42"	84"	56 1/4"	42"
CF-5-5	25	3750	1	5'- 5 5/8"	7'- 6 1/2"	42"	84"	56 1/4"	42"
CF-5-6	30	4500	1	5'- 5 5/8"	8'- 6"	54"	96"	67 1/2"	42"
CF-6-5	30	4500	2	6'- 6 3/4"	7'- 6 1/2"	42"	84"	56 1/4"	42"
CF-6-6	36	5400	2	6'- 6 3/4"	8'- 6"	54"	96"	67 1/2"	42"
CF-7-5	35	5250	2	7'- 7 7/8"	7'- 6 1/2"	42"	84"	56 1/4"	42"
CF-7-6	42	6300	2	7'- 7 7/8"	8'- 6"	54"	96"	67 1/2"	42"
CF-8-5	40	6000	2	8'- 9"	7'- 6 1/2"	42"	84"	56 1/4"	42"
CF-8-6	48	7200	2	8'- 9"	8'- 6"	54"	96"	67 1/2"	42"
CF-9-5	45	6750	2	9'- 10 1/8"	7'- 6 1/2"	54"	96"	56 1/4"	42"
CF-9-6	54	8100	2	9'- 10 1/8"	8'- 6"	54"	96"	67 1/2"	42"
CF-10-5	50	7500	2	10'- 11 1/4"	7'- 6 1/2"	54"	84"	56 1/4"	42"
CF-10-6	60	9000	2	10'- 11 1/4"	8'- 6"	54"	96"	67 1/2"	42"
CF-11-5	55	8250	2	12'- 0 3/8"	7'- 6 1/2"	54"	96"	56 1/4"	42"
CF-11-6	66	9900	2	12'- 0 3/8"	8'- 6"	54"	96"	67 1/2"	42"
CF-12-5	60	9000	2	13'- 1 1/2"	7'- 6 1/2"	54"	96"	56 1/4"	42"
CF-12-6	72	10,800	2	13'- 1 1/2"	8'- 6"	54"	96"	67 1/2"	42"
CF-13-5	65	9750	3	14'- 2 5/8"	7'- 6 1/2"	42"	84"	56 1/4"	42"
CF-13-6	78	11,700	3	14'- 2 5/8"	8'- 6"	42"	84"	67 1/2"	42"
CF-14-5	70	10,500	3	15'- 3 3/4"	7'- 6 1/2"	54"	96"	56 1/4"	42"
CF-14-6	84	12,600	3	15'- 3 3/4"	8'- 6"	54"	96"	67 1/2"	42"
CF-15-5	75	11,250	3	16'- 4 7/8"	7'- 6 1/2"	54"	96"	56 1/4"	42"
CF-15-6	90	13,500	3	16'- 4 7/8"	8'- 6"	54"	96"	67 1/2"	42"
CF-16-5	80	12,000	3	17'- 8"	7'- 6 1/2"	54"	96"	56 1/4"	42"
CF-16-6	96	14,400	3	17'- 8"	8'- 6"	54"	96"	67 1/2"	42"
CF-17-5	85	12,750	4	18'- 7 1/8"	7'- 6 1/2"	42"	84"	56 1/4"	42"
CF-17-6	102	15,300	4	18'- 7 1/8"	8'- 6"	54"	96"	67 1/2"	42"
CF-18-5	90	13,500	4	19'- 8 1/4"	7'- 6 1/2"	42"	84"	56 1/4"	42"
CF-18-6	108	16,200	4	19'- 8 1/4"	8'- 6"	54"	96"	67 1/2"	42"
CF-19-5	95	14,250	4	20'- 9 5/8"	7'- 6 1/2"	54"	96"	56 1/4"	42"
CF-19-6	114	17,100	4	20'- 9 5/8"	8'- 6"	54"	96"	67 1/2"	42"
CF-20-5	100	15,000	4	21'- 10 3/4"	7'- 6 1/2"	54"	96"	56 1/4"	42"
CF-20-6	120	18,000	4	21'- 10 3/4"	8'- 6"	54"	96"	67 1/2"	42"

CF-6-5 & 6 can be supplied with single hopper. Hopper depth 60".
 CF-7-5 & 6 can be supplied with single hopper. Hopper Depth 72".
 Dimensions are subject to change, refer to certified prints for final dimensions.
 *Alternate media are available. Consult Sly for specifications.

Model No.	No. of rows	Cartridges per row	Type of media
CF - 10 - 5 - C			

C=Cellulose
 SB=Spun Bonded
 F=Fabric

©2002 Sly Inc. PJ-100 0802
 Printed in U.S.A.
 PleatJet is a trademark of Sly Inc.



TECHNOLOGY FOR A
 CLEAN ENVIRONMENT

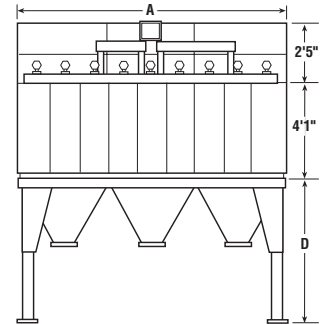
8300 Dow Circle • Strongsville, OH 44136

Telephone: (440) 891-3200

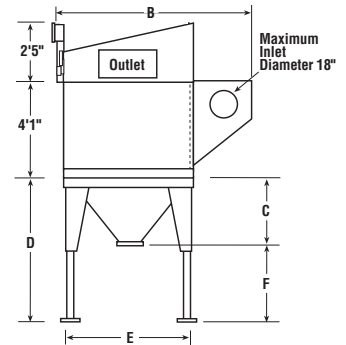
FAX: (440) 891-3210

1-800-334-2957

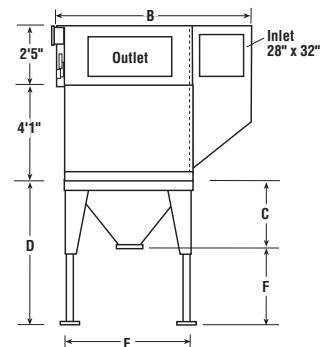
Web: www.slyinc.com • E-mail: info@slyinc.com



Front Elevation
(All Models)



End Elevation
(Models CF-2-2 thru CF-4-4)



End Elevation
(Models CF-4-5 thru CF-20-6)



DOING OUR PART
 Printed on recycled paper.